

WAREHAM GOLF CLUB



JUNIOR

ACADEMY

JON SHIMMONS

W.G.C. P.G.A PROFESSIONAL

JAKE DUNSTAN

W.G.C. ASSISTANT PROFESSIONAL

MARCUS URBYE

P.G.A. PROFESSIONAL

07703 500404

JUNIOR ORGANISER

NATHAN WILLS

07754582369

SECRETARY@WAREHAMGOLFCLUB.COM

01929 55414

PUTTING

DISTANCE CONTROL

LONG PUTTS, 20 YARDS PLUS

MEDIUM PUTTS 5 YDS TO 20 YDS

MEDIUM TO SHORT PUTTS 5 YDS TO 2YDS

SHORT PUTTS 2YDS AND UNDER

GRADE 1

TO BE ABLE TO PUT 6 BALL IN TO THE RECTANGLE SCORING AREA FROM THE GIVEN DISTANCE OUT OF 20 BALLS

LONG DATE / /

MEDIUM DATE / /

MED/SHORT DATE / /

SHORT DATE / /

PUTTING ACCURACY

BE ABLE TO PUT 3 BALLS INTO THE HOLE FROM

2 FEET..... DATE / /

4 FEET..... DATE / /

6 FEET..... DATE / /



CHIPPING

GAP, SAND AND PITCHING WEDGES

DISTANCE CONTROL

LONG CHIPS, 20 YARDS PLUS

MEDIUM CHIPS 5 YDS TO 20 YDS

SHORT CHIPS 2 YDS TO 1 FT

GRADE 1

TO BE ABLE TO PUT 6 BALL IN TO THE RECTANGLE SCORING AREA FROM THE GIVEN DISTANCE OUT OF 20 BALLS

LONG DATE / /

MEDIUM DATE / /

SHORT DATE / /

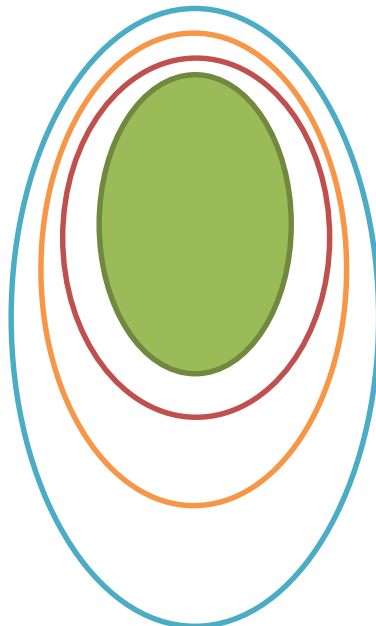
CHIPPING ACCURACY

BE ABLE TO PUT 3 BALLS INTO THE TARGET ZONE FROM

LONG..... DATE / /

MEDIUM..... DATE / /

SHORT..... DATE / /



PITCHING

PITCHING WEDGE, 9 & 8 IRONS

DISTANCE CONTROL & ACCURACY

BE ABLE TO PITCH THE BALL FROM A GIVEN DISTANCE WITH DIFFERENT TYPES OF SHOT.

GRADE 1 TO BE ABLE TO HIT 5 BALLS INTO THE TARGET FROM THE GIVEN DISTANCE OUT OF 20 BALLS

FLOATED SHOT

10 YDS..... DATE / /

20YDS..... DATE / /

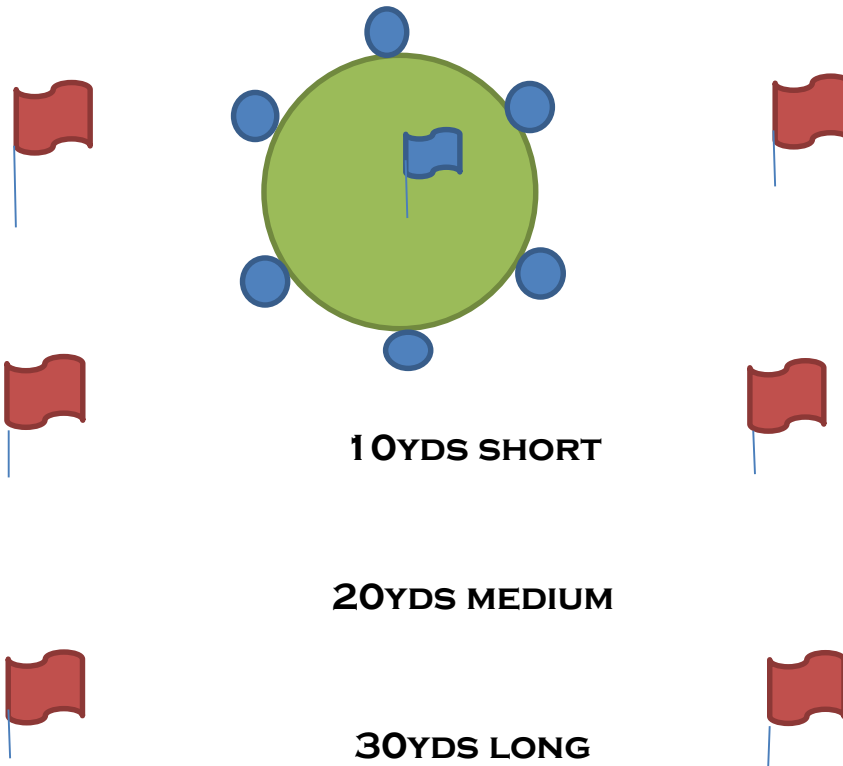
30YDS..... DATE / /

BUMP & RUN SHOT

10YDS..... DATE / /

20YDS..... DATE / /

30YDS..... DATE / /



MID-IRON

8, 7 & 6 IRONS

TARGET GOLF

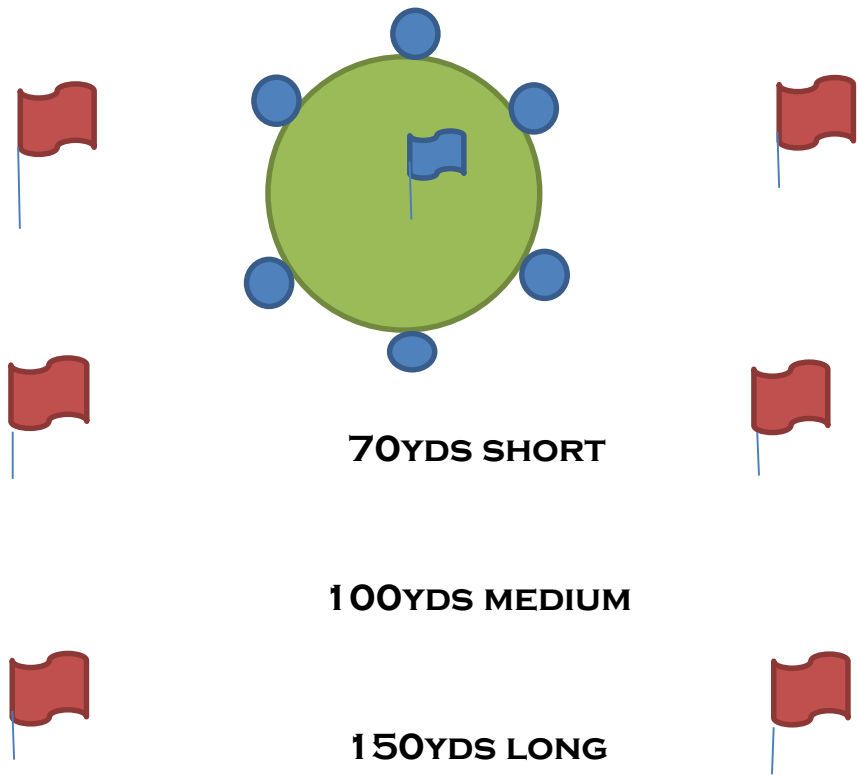
70YDS TO 150YDS

GRADE 1 TO BE ABLE TO HIT 5 BALLS INTO THE TARGET FROM THE GIVEN DISTANCE.

LONG DATE / /

MEDIUM DATE / /

SHORT..... DATE / /



LONG-IRONS

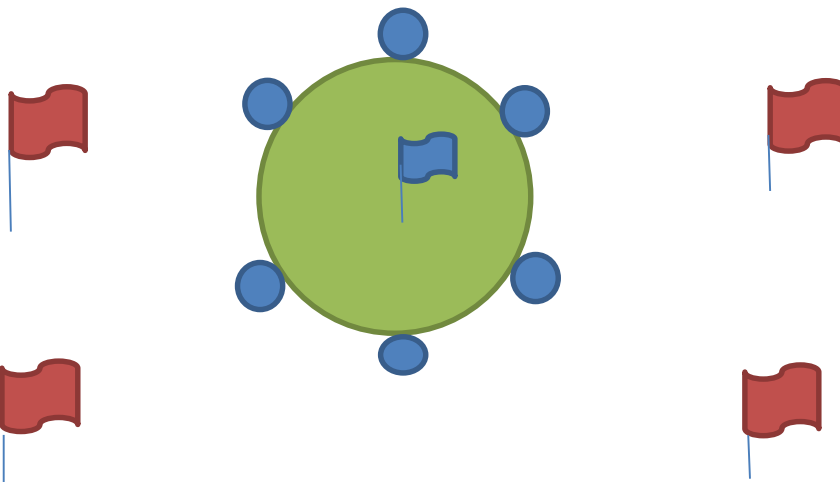
5, 4, 3 & 2 IRONS

TO BE ABLE HIT 5 BALLS FROM THE GROUND (NOT FROM A TEE) INTO THE TARGET THROUGH THE AIR (NOT ALONG THE GROUND)


GRADE 1 TO BE ABLE TO HIT 5 BALLS 75YDS & 125YDS TO A GIVEN TARGET

75 YDS MEDIUM..... DATE / /

125YDS LONG..... DATE / /



75YDS MEDIUM



125YDS LONG



FAIRWAY & HYBRID WOODS

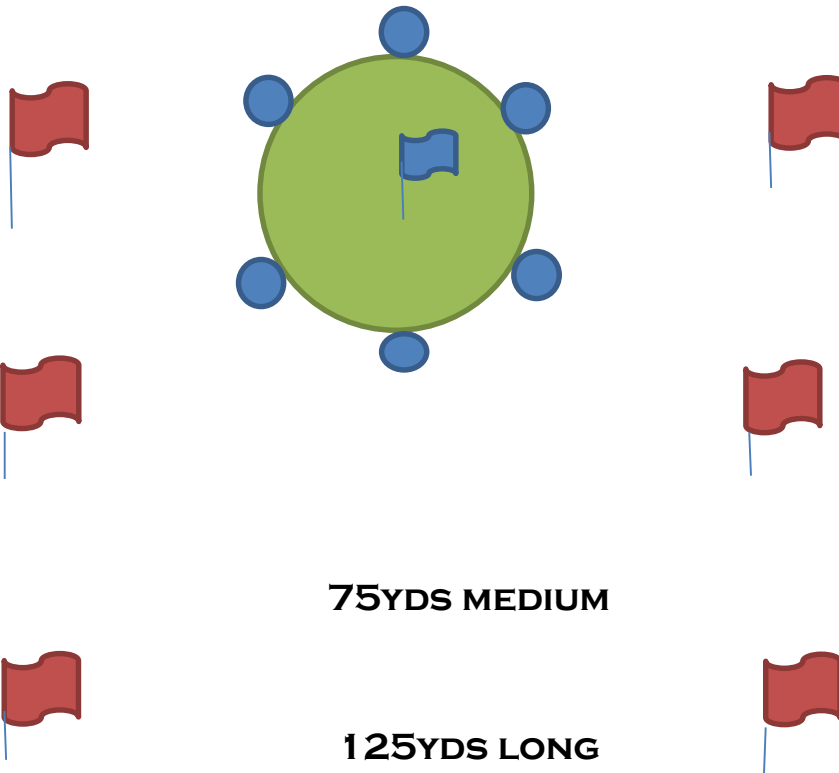
7, 5, & HYBRID WOODS

TO BE ABLE HIT 5 BALLS FROM THE GROUND (NOT FROM A TEE) INTO THE TARGET THROUGH THE AIR (NOT ALONG THE GROUND)

GRADE 1 TO BE ABLE TO HIT 5 BALLS 75YDS & 125YDS TO A GIVEN TARGET

75 YDS MEDIUM..... DATE / /

125YDS LONG..... DATE / /



DRIVERS

1 & 3 WOODS

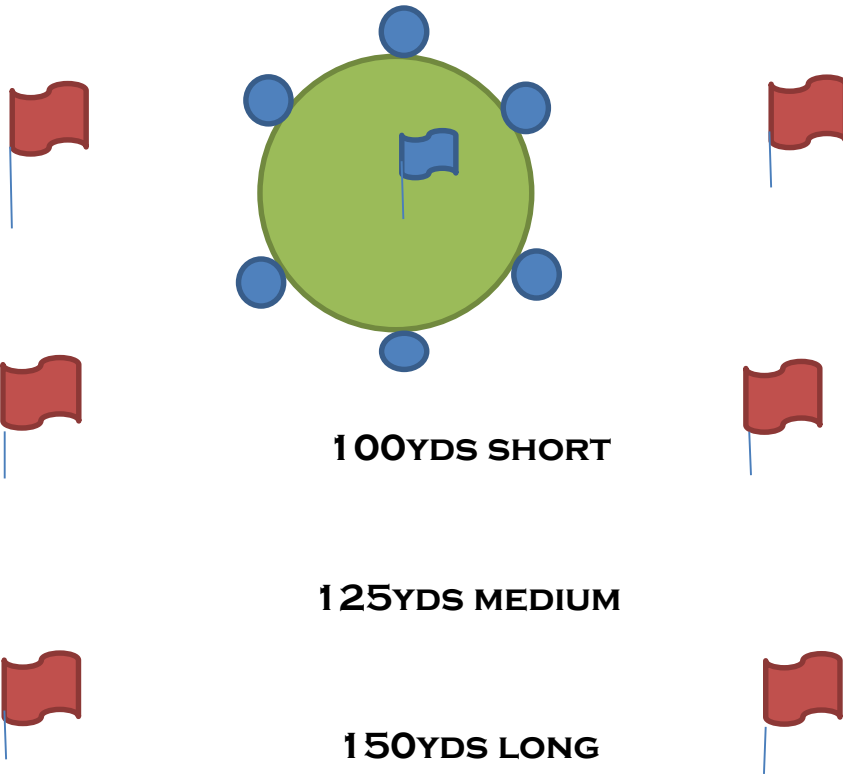
TO BE ABLE HIT 5 BALLS FROM THE TEE INTO THE TARGET AREA THROUGH THE AIR (NOT ALONG THE GROUND)

GRADE 1 TO BE ABLE TO HIT 5 BALLS 75YDS & 125YDS TO A GIVEN TARGET

100YDS SHORT..... DATE / /

125 YDS MEDIUM..... DATE / /

150YDS LONG..... DATE / /



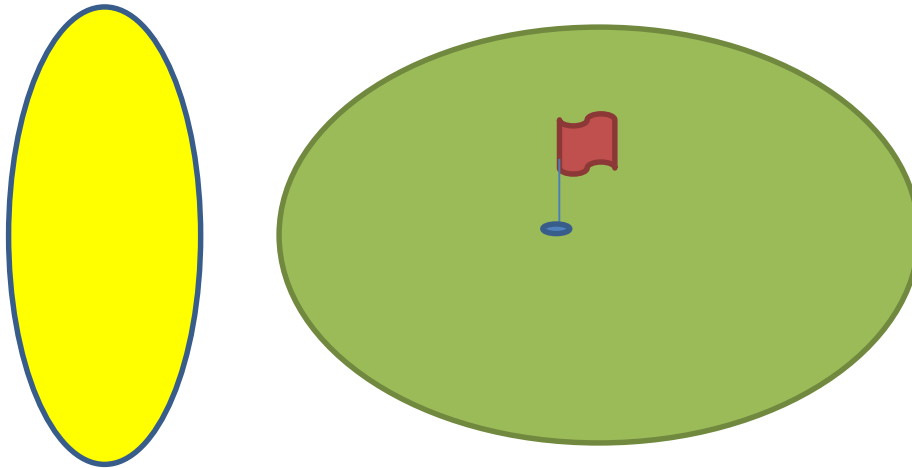
BUNKERS

SANDWEDGE

TO BE ABLE TO PLAY DIFFERENT TYPES OF BUNKER SHOTS FROM THE SAND HAZARD.

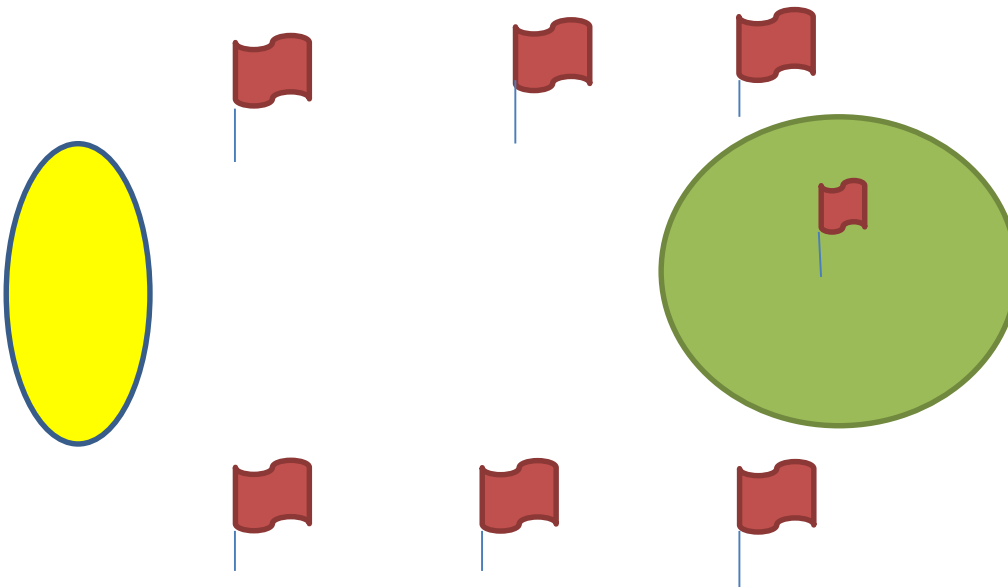
SHORT SHOTS, (PITCHING ON TO THE GREENS), BE ABLE TO PLAY CONTROLLED SHOTS OUT OF GREEN SIDE BUNKERS AND BE ABLE TO KEEP THE BALL ON THE PUTTING SURFACE.

GRADE 1 TO BE ABLE TO CHIP 5 BALLS OUT OF THE BUNKER ONTO THE TARGET GREEN



DATE / /

GRADE 1 BE ABLE TO PLAY 5 LONG SHOTS OUT OF FAIRWAY BUNKERS TO A GIVEN TARGET



DATE / /

COURSE ETIQUETTE/RULES

- ▮ **DON'T TURN UP LATE FOR YOUR TEE TIME.**
- ▮ **MAKE SURE THAT NO ONE IS STANDING TOO CLOSE WHEN YOU SWING YOUR CLUB.**
 - ▮ **WHEN PRACTICING YOUR SWING NEVER SWING IN THE DIRECTION OF ANOTHER PLAYER.**
 - ▮ **DO NOT HIT THE BALL UNTIL YOU ARE SURE THAT PLAYERS IN FRONT ARE OUT OF RANGE.**
 - ▮ **IF YOU PLAY A BALL THAT APPEARS TO BE GOING IN THE DIRECTION OF ANOTHER PLAYER SHOUT OUT "FORE".**
 - ▮ **DO NOT DISTURB ANOTHER PLAYER'S CONCENTRATION BY TALKING OR MAKING UNNECESSARY NOISE WHEN THEY ARE TAKING A SHOT.**
 - ▮ **NO MOBILE PHONES ON THE COURSE.**
 - ▮ **NEVER THROW CLUBS IN ANGER.**
 - ▮ **PLAY AT A GOOD PACE AND KEEP THE ROUND MOVING.**
- ▮ **REPAIR ALL DIVOTS MADE AFTER YOU HAVE TAKEN A SHOT AND ANY DAMAGE ON THE GREEN CAUSED BY THE IMPACT OF THE BALL.**
- ▮ **BEFORE LEAVING THE BUNKER ALWAYS RAKE THE SAND AFTER HITTING TO CLEAR YOUR FOOTPRINTS.**
 - ▮ **DON'T STAND IN A PLACE THAT CAUSES YOUR SHADOW TO BE CAST ACROSS A PLAYER'S PUTTING LINE AND NEVER WALK THROUGH A PLAYER'S PUTTING LINE.**
 - ▮ **LEAVE THE GREEN AS SOON AS THE HOLE HAS BEEN COMPLETED.**
 - ▮ **TAKE CARE WHEN HANDLING THE FLAGSTICK AND MAKE SURE IT IS PROPERLY REPLACED.**
- ▮ **DO NOT MARK YOUR SCORES ON THE GREEN, WAIT UNTIL YOU ARE AT THE NEXT TEE.**
 - ▮ **MAKE SURE YOUR CARD IS CORRECT I.E., SIGNED, DATED, HANDICAP, NAME OF COMPETITION, YOUR SIGNATURE AND YOUR MARKER'S SIGNATURE.**

DRESS CODE

WAREHAM GOLF CLUB

DRESS REGULATIONS

ACCEPTABLE



HATS WITH PEAK
WORN IN FRONT

MEN'S SHIRTS
MUST HAVE A
COLLAR AND
SLEEVES

SHIRTS MUST BE
TUCKED IN

TAILORED
SHORTS OR LONG
TROUSERS

LONG OR SHORT
PREDOMINANTLY
WHITE SPORTS
SOCKS WITH
SHORTS

PROPER GOLF
SHOES WITH
HARD OR SOFT
SPIKES



NOT ACCEPTABLE



MOBILE PHONES

FOOTBALL SHIRTS

TRACK SUITS

T-SHIRTS

SPORTS SHORTS

BEACH SHORTS

DENIMS

JEAN STYLE
TROUSERS OR
SHORTS

BELOW ANKLE
SOCKS

TRAINERS

**IF YOUR DRESS DOES NOT MEET THE
ABOVE GUIDELINES YOU WILL BE
REQUESTED TO CHANGE.**

DRESS IN THE CLUBHOUSE:

Golf shoes, track suits, shell suits and collarless shirts are not allowed at any time. Smart jeans and trainers are allowed only between the car park and changing rooms and stud bar.

Members and guests are not allowed to change, including shoes, in the car park at any time.

Tailored shorts are permitted until 1900 hours, provided that they are not ultra-short, denim or of the athletic/football type and there is not a function being held.

Crew-Neck sweaters may not be worn without a collared shirt or roll-neck sweater.

Ladies may wear sleeveless dresses and tops but vest-like tops are unacceptable.

Dress is to be appropriate to the occasion and jackets and ties may be required on formal occasions.

Members are reminded that they are responsible for the appearance and behaviour of their guests both in the Clubhouse and on the Course.

Children under the age of 12 are not governed by specific dress regulations, however they are expected to be tidily dressed and responsibly supervised.

PUTTING

DISTANCE CONTROL

LONG PUTTS, 20 YARDS PLUS

MEDIUM PUTTS 5 YDS TO 20 YDS

MEDIUM TO SHORT PUTTS 5 YDS TO 2YDS

SHORT PUTTS 2YDS AND UNDER

GRADE 2

TO BE ABLE TO PUT 10 BALL IN TO THE RECTANGLE SCORING AREA FROM THE GIVEN DISTANCE OUT OF 20 BALLS

LONG DATE / /

MEDIUM DATE / /

MED/SHORT DATE / /

SHORT DATE / /

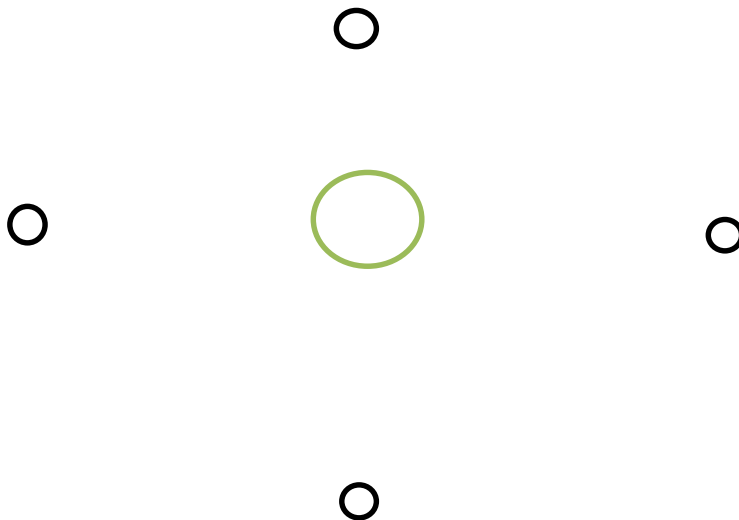
PUTTING ACCURACY

BE ABLE TO PUT 4 BALLS INTO THE HOLE FROM

2 FEET..... DATE / /

4 FEET..... DATE / /

6 FEET..... DATE / /



PUTTING

DISTANCE CONTROL

LONG PUTTS, 20 YARDS PLUS

MEDIUM PUTTS 5 YDS TO 20 YDS

MEDIUM TO SHORT PUTTS 5 YDS TO 2YDS

SHORT PUTTS 2YDS AND UNDER

GRADE 3

TO BE ABLE TO PUT 15 BALL IN TO THE RECTANGLE SCORING AREA FROM THE GIVEN DISTANCE OUT OF 20 BALLS

LONG DATE / /

MEDIUM DATE / /

MED/SHORT DATE / /

SHORT DATE / /

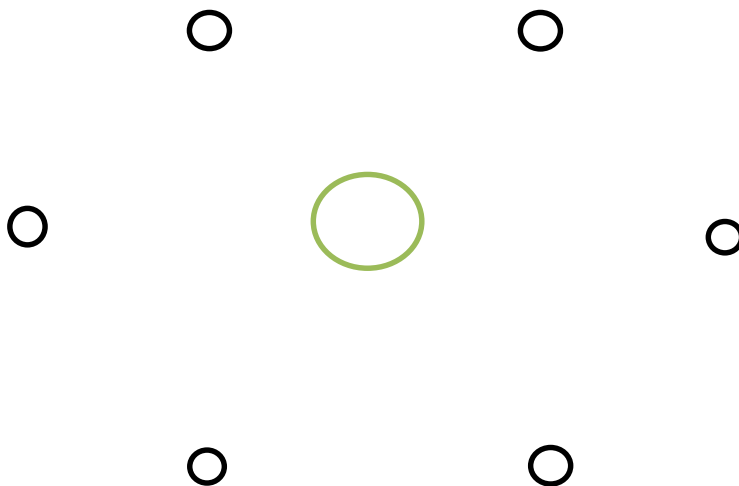
PUTTING ACCURACY

BE ABLE TO PUT 6 BALLS INTO THE HOLE FROM

2 FEET..... DATE / /

4 FEET..... DATE / /

6 FEET..... DATE / /



PUTTING

ON THE COURSE

GRADE 4

RECORD HOW MANY PUTTS YOU TAKE ON EACH HOLE

1	2	3	4	5	6	7	8	9
<input type="text"/>	<input type="text"/>	<input type="text"/>	<input type="text"/>	<input type="text"/>	<input type="text"/>	<input type="text"/>	<input type="text"/>	<input type="text"/>

TO COMPLETE GRADE 4 YOU WILL NEED TO TAKE NO MORE THAN 3 PUTTS ON EACH GREEN PER ROUND

GRADE 5

RECORD HOW MANY PUTTS YOU TAKE ON EACH HOLE

1	2	3	4	5	6	7	8	9
<input type="text"/>	<input type="text"/>	<input type="text"/>	<input type="text"/>	<input type="text"/>	<input type="text"/>	<input type="text"/>	<input type="text"/>	<input type="text"/>

TO COMPLETE GRADE 5 YOU WILL NEED TO TAKE NO MORE THAN 2 PUTTS ON EACH GREEN PER ROUND

GRADE 6

RECORD HOW MANY PUTTS YOU TAKE ON EACH HOLE

1	2	3	4	5	6	7	8	9
<input type="text"/>	<input type="text"/>	<input type="text"/>	<input type="text"/>	<input type="text"/>	<input type="text"/>	<input type="text"/>	<input type="text"/>	<input type="text"/>

TO COMPLETE GRADE 6 YOU WILL NEED TO MAKE 2 BIRDIES IN A ROUND

COURSE ETIQUETTE; REPAIR ALL PITCH MARKS, DO NOT STAND ON AN OPPONENT'S LINE, ONLY MARK YOUR BALL IF YOU ARE ON THE GREEN, ATTEND THE FLAG FOR LONG PUTTS, ALWAYS PUT THE FLAG BACK IN THE HOLE AFTER PUTTING OUT WHEN LEAVING THE GREEN.

CHIPPING

GAP, SAND AND PITCHING WEDGES

DISTANCE CONTROL

LONG CHIPS, 20 YARDS PLUS

MEDIUM CHIPS 5 YDS TO 20 YDS

MEDIUM TO SHORT CHIPS 5 YDS TO 2YDS

GRADE 2

TO BE ABLE TO PUT 10 BALL IN TO THE RECTANGLE SCORING AREA FROM THE GIVEN DISTANCE OUT OF 20 BALLS

LONG DATE / /

MEDIUM DATE / /

SHORT DATE / /

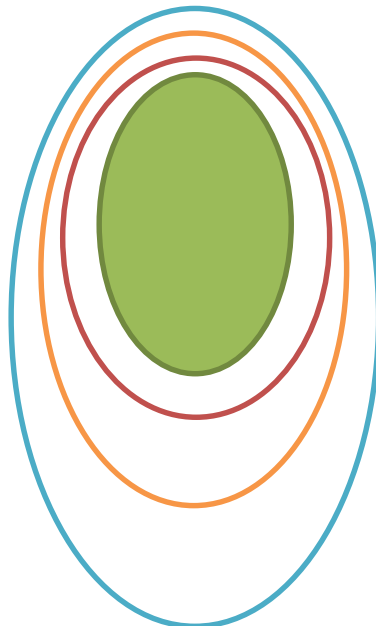
CHIPPING ACCURACY

BE ABLE TO PUT 6 BALLS INTO THE TARGET ZONE FROM

LONG..... DATE / /

MEDIUM..... DATE / /

SHORT..... DATE / /



CHIPPING

GAP, SAND AND PITCHING WEDGES

DISTANCE CONTROL

LONG CHIPS, 20 YARDS PLUS

MEDIUM CHIPS 5 YDS TO 20 YDS

MEDIUM TO SHORT CHIPS 5 YDS TO 2YDS

GRADE 3

TO BE ABLE TO PUT 10 BALL IN TO THE RECTANGLE SCORING AREA FROM THE GIVEN DISTANCE OUT OF 20 BALLS

LONG DATE / /

MEDIUM DATE / /

SHORT DATE / /

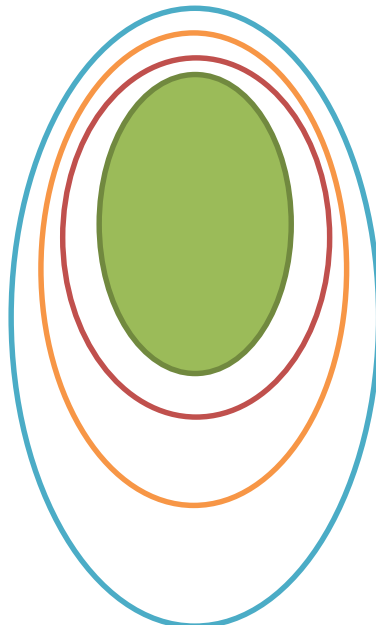
CHIPPING ACCURACY

BE ABLE TO PUT 9 BALLS INTO THE TARGET ZONE FROM

LONG..... DATE / /

MEDIUM..... DATE / /

SHORT..... DATE / /



PITCHING

PITCHING WEDGE, 9 & 8 IRONS

DISTANCE CONTROL & ACCURACY

BE ABLE TO PITCH THE BALL FROM A GIVEN DISTANCE WITH DIFFERENT TYPES OF SHOT.

GRADE 2 TO BE ABLE TO HIT 10 BALLS INTO THE TARGET FROM THE GIVEN DISTANCE OUT OF 20 BALLS

FLOATED SHOT

10 YDS..... DATE / /

20YDS..... DATE / /

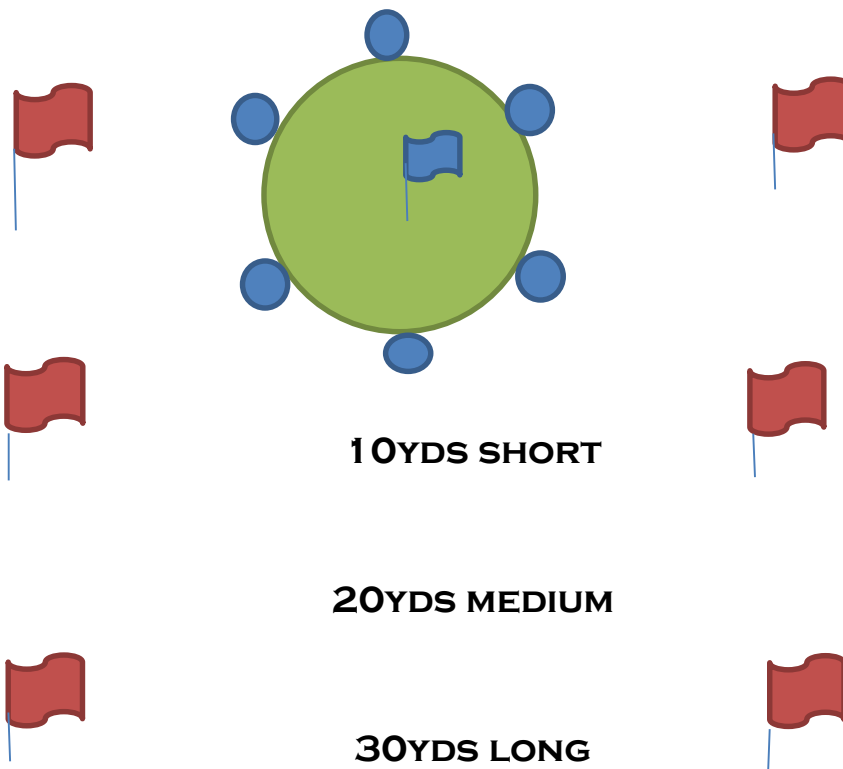
30YDS..... DATE / /

BUMP & RUN SHOT

10YDS..... DATE / /

20YDS..... DATE / /

30YDS..... DATE / /



PITCHING

PITCHING WEDGE, 9 & 8 IRONS

DISTANCE CONTROL & ACCURACY

BE ABLE TO PITCH THE BALL FROM A GIVEN DISTANCE WITH DIFFERENT TYPES OF SHOT.

GRADE 3 TO BE ABLE TO HIT 15 BALLS INTO THE TARGET FROM THE GIVEN DISTANCE OUT OF 20 BALLS

FLOATED SHOT

10 YDS..... DATE / /

20YDS..... DATE / /

30YDS..... DATE / /

BUMP & RUN SHOT

10YDS..... DATE / /

20YDS..... DATE / /

30YDS..... DATE / /

